



The Cuyahoga County Child Fatality Report 2022 Child Fatalities



PROTECTING OUR FUTURE

Executive Summary

This report includes highlights of the 2022 data and noteworthy changes compared to 2021. For a copy of the full report: <https://hhs.cuyahogacounty.us/departments/invest-in-children/child-fatality-review-board> or scan the QR code provided.



Overall Look at 2022

The total number of child deaths (152) decreased by 13 in 2022. This total tied with 2020 for the lowest number in the county's history. Deaths to children 1 to 9 years old decreased by 24% and infant deaths decreased by 6% (from 97 to 91). Child deaths between 10 and 17 years old increased by 3%. The total number of child deaths for 2022 included; 91 infants, 26 children 1 to 9 years old and 35 children 10 to 17 years old.



- The 2022 county child death rate was lower than the state of Ohio for the first time in at least 15 years.
- Prematurity, gunshots, and other medical causes were the top three causes of child death.
- The 2022 Cuyahoga County infant mortality rate (IMR) was 7.2 infant deaths per 1,000 live births, the lowest rate in the county's history. The Black non-Hispanic IMR of 12.9 was 6% higher than 2021 but was the second-lowest rate in the last 10 years.
- Infant unsafe sleep deaths increased from 17 in 2021 to 20.
- Thirty-five children aged 10 to 17 years died in 2022; one more than in 2021 and the second-highest total in the last 10 years.
- Drowning and motor vehicle accident deaths decreased by four in 2022.
- Firearm-related deaths increased by 6 for a total of 20 in 2022.

Table 1: Annual Number of Deaths by Age Group

Age Group	2013	2014	2015	2016	2017	2018	2019	2020	2021	2022	Total
Under 1 Year	133	121	155	128	118	120	120	101	97	91	1,184
1 - 9 Years	31	18	25	15	31	33	26	20	34	26	259
10 - 17 Years	22	26	20	29	39	32	28	31	34	35	296
Total	186	165	200	172	188	185	174	152	165	152	1,739

Child Fatality Review

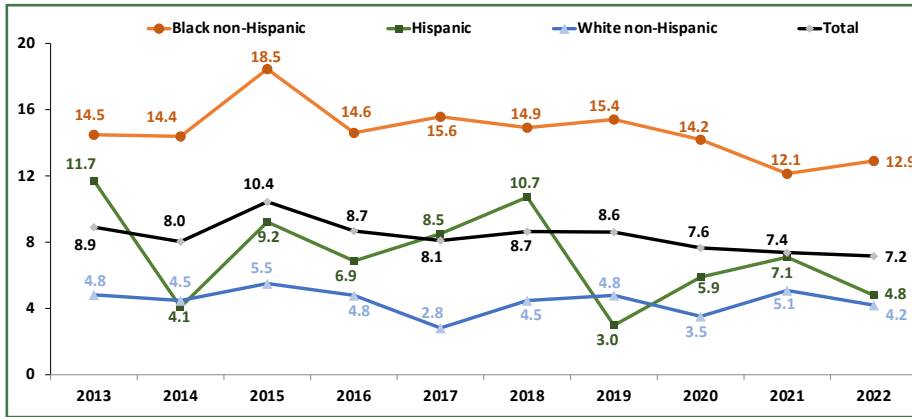
The purpose of the Cuyahoga County Child Fatality Review Board is to decrease the number of preventable child deaths. The Board reviews the causes and risk factors of deaths for all children less than 18 years old.

Recommendations are made to protect the health and safety of all children in the community. Board membership includes representatives from child service, hospital and governmental agencies.

Infant Mortality

Cuyahoga County's 2022 IMR (7.2 per 1,000 live births) was the lowest rate in the county's history for the third consecutive year.

IMR by Race and Ethnicity per 1,000 Live Births



Infant Mortality

- There were 91 infant deaths in 2022.

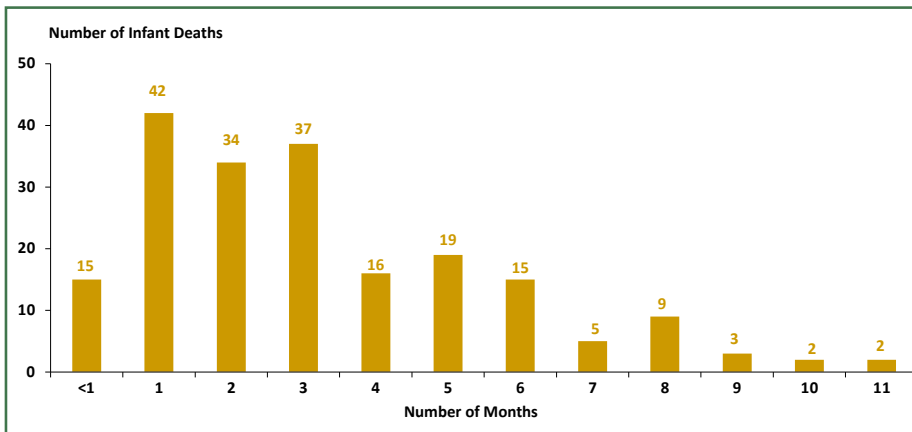
Racial Disparity

- The Black non-Hispanic IMR of 12.9 was three times higher than the White non-Hispanic rate of 4.2.
- The 2022 IMR for Black non-Hispanic is higher than the 1993 White non-Hispanic IMR.

Prematurity

- In 2022 57% of all infant deaths were directly attributed to prematurity.

Sleep Related Deaths by Age of Infant (2013-2022)



Sleep Related Deaths

- Four out of five sleep related deaths were due to a baby being placed in an unsafe sleep location.
- Seventy-seven percent of babies that were placed in an unsafe sleep location had a crib/bassinet/or portable crib available.
- All sleep related deaths involved some type of sleep hazard for the 14th consecutive year.

2022 Sleep Related Deaths (n=20) Demographics & Risk Factors

Neighborhood	Count
Cleveland	14
First Ring Suburbs	3
Outer Ring Suburbs	3
Infant's Race	Count
Black non-Hispanic	15
Hispanic	1
White non-Hispanic	3

Sleep Location	Count
Crib/Bassinet/Portable Crib	4
Bed or Air Mattress	12
Couch	1
Other Location	3
Risk Factors Present*	Count
Surface Sharing at Time of Death	11
Hazards in Sleep Area	20

* Multiple risk factors may be present in a single sleep related death

Unintentional Injury Related Deaths

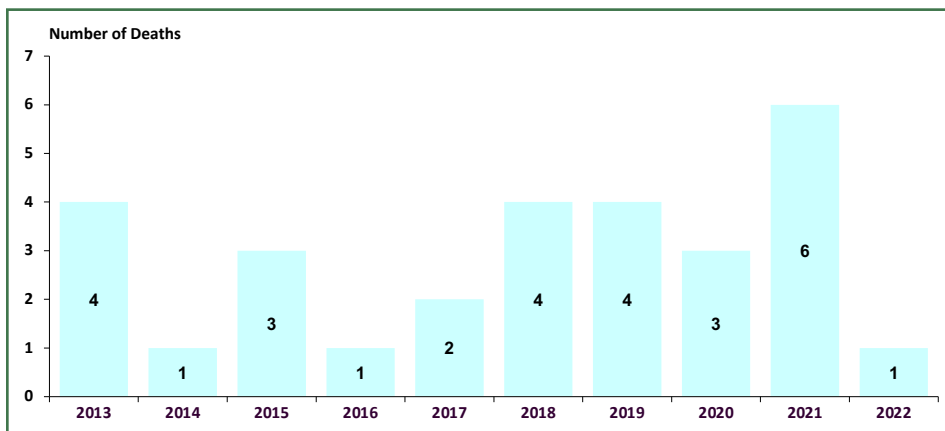
In 2022, 27 children of all ages died due to unintentional injuries, which was slightly higher than the ten-year average (23) but the lowest in the last five years. The decrease was largely due to a significant decrease in drowning deaths.

2022 Unintentional Injury Deaths [n=27]

Cause of Death	Count	Cause of Death	Count
Accidental Suffocation	17	Gunshot Wound	1
Drowning	0	Overdose	1
Fire	4	Motor Vehicle Accident	4

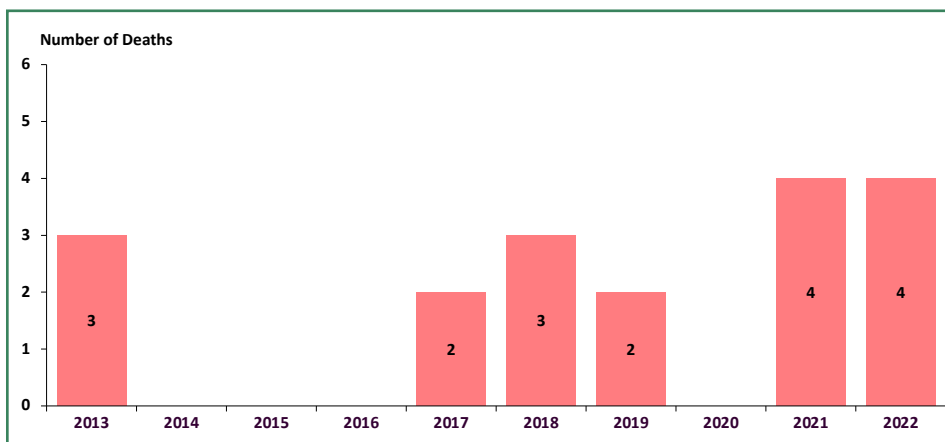
Note: One drowning death was ruled a homicide and not included. Accidental suffocation includes sleep related deaths.

Number of Drowning Deaths per Year



*The one drowning death in 2022 was ruled a homicide.

Number of Fire Deaths per Year



Unintentional Injury Deaths

- Of the 27 children, 22 were Black non-Hispanic (81%), 15 were male (55%) and 14 were city of Cleveland residents (54%).

Drowning

- 0 unintentional drownings were reported in 2022.

Fire

- Four fire related deaths tied for the highest in the last 10 years
- Seventy-five percent were in a home without a working smoke detector.

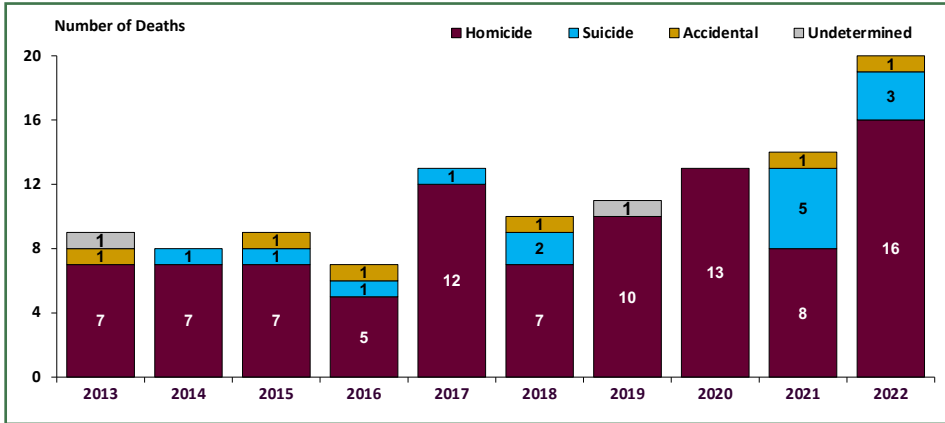
Motor Vehicle Accident

- There were no deaths in the 10-17 age group for only the second time in 10 years.

Intentional Injury Related Deaths

Intentional injury deaths include homicide, suicide, and child abuse/neglect. A total of 39 children died in Cuyahoga County due to intentional injuries in 2022.

Number of Firearm Deaths by Manner per Year



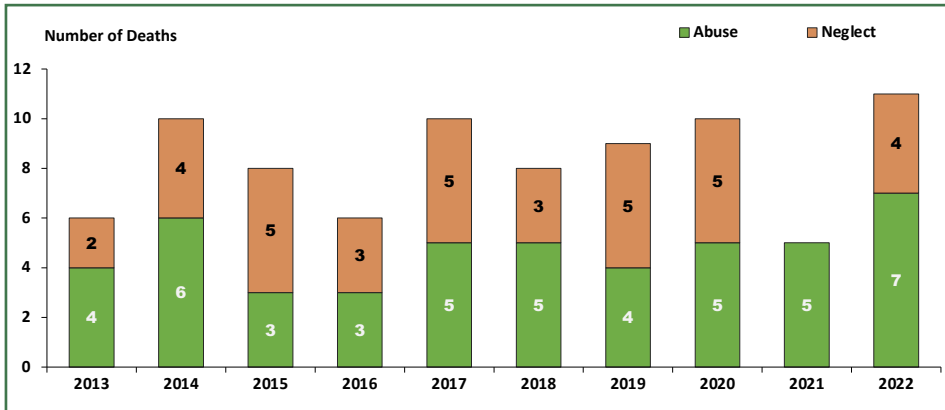
Firearm Deaths

- There were six more gunshot wound deaths in 2022 resulting in the highest total number in at least 10 years.
- Homicide firearm deaths were also the highest in the last 10 years.

Abuse and Neglect

- Eleven child deaths were due to abuse or neglect, the highest number in the last 10 years.

Number of Child Abuse and Neglect Deaths by Year



Homicide

- Twenty-three homicides in 2022 was the highest total in the last 10 years.
- For 1 to 17 years olds, homicide was the leading cause of death in 2022 in Cuyahoga County.

Suicide

- There were 5 child suicides in 2022.
- This year saw the highest number of Hispanic children die by suicide in the last 10 years.

Recommendation

The Cuyahoga County Child Fatality Review Board makes recommendations to protect the health and safety of all children in the community. The recommendations are based on risk factors and circumstances found during the review process.

Support the continued growth of the newly established Cuyahoga County Child Protection Team program as it works to operate to the full guidelines of the National Children’s Alliance. Align efforts and funding so that a cross-system multidisciplinary team – backed by interagency memorandums of understanding – is enabled to provide medical chart review, triage, coordination, assessment, diagnosis, and provide information to authorities.

<https://hhs.cuyahogacounty.us/departments/invest-in-children/child-fatality-review-board>

For more information contact either:

Holly Galicki, RN
Cuyahoga County
Board of Health
(216) 201-2001 ext. 1529

John Ladd, MNO
Cuyahoga County
Office of Early Childhood
Invest In Children
216-443-6583

