



**Cuyahoga County Division of Children and Family Services
Cynthia Weiskittle, Director**

2022 Quarterly Statistics Report

January - June

Division of Children & Family Services, 3955 Euclid Ave., Cleveland, OH 44115 (216) 431-4500

TDD: Ohio Relay Service # is 1-800-750-0750 {NOTE: For questions about this report, you may call (216) 443-6218}

DCFS YEAR (QUARTER) END REPORT TABLE OF CONTENTS

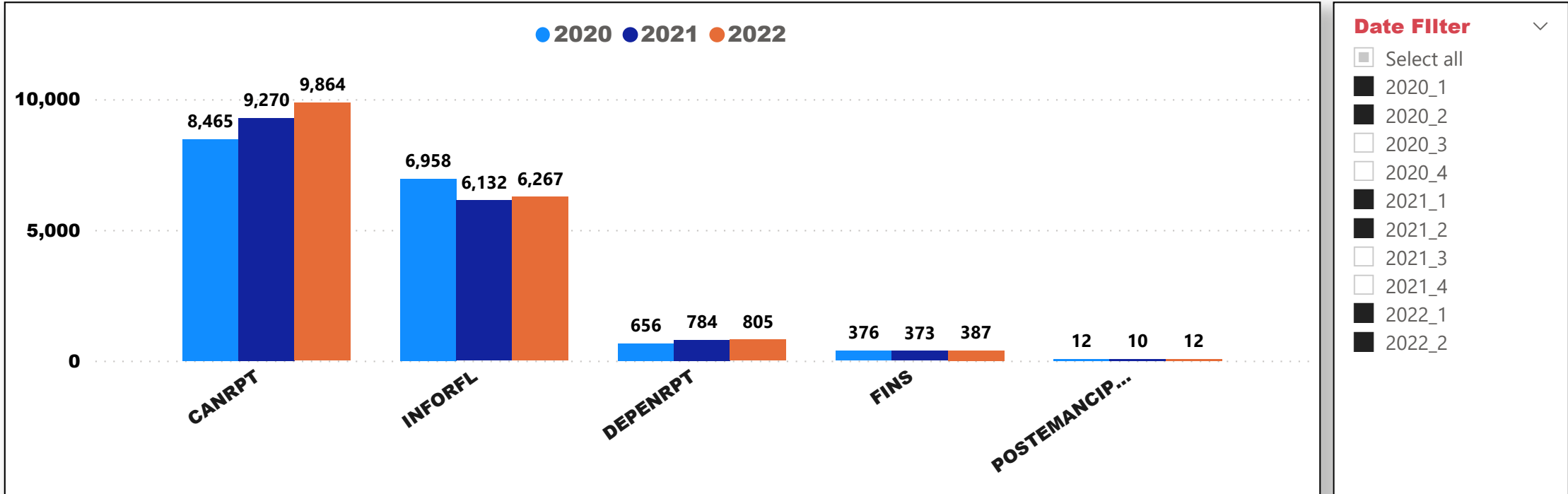
PAGE 1 _ REFERRALS BY CATEGORY *** Ctrl+click under lable to following Link
PAGE 2 _ REFERRAL SCREENING DECISIONS
PAGE 3 _ POSITIVE TOX REFERRALS
PAGE 4 _ DISPOSED CHILD ABUSE & NEGLECT REFERRALS
PAGE 5 _ OPEN CASES BY CATEGORY
PAGE 6 _ CHILDREN RECEIVING SERVICES ON OPEN CASES
PAGE 7 _ CHILDREN IN OUT-OF-HOME CARE / PLACEMENT / CUSTODY TYPES
PAGE 8 _ IN COUNTY / CONTIGUOUS COUNTY / IN STATE / OUT OF STATE PLACEMENTS
PAGE 9 _ CHILDREN IN OUT-OF-HOME CARE / DEMOGRAPHICS
PAGE 10 _ CHILDREN WAITING FOR ADOPTION
PAGE 11 _ CUSTODY EPISODES / TERMINATIONS
PAGE 12 _ CHILDREN EXITING CARE BY AGE OF MAJORITY

REFERRALS BY CATEGORY

January - June

Report Date: 7/22/2022

2020 / 2021 / 2022



YEAR	CANRPT	DEPENRPT	FINS	INFORFL	POSTEMANCIPATION
2020	8,465	656	376	6,958	12
2021	9,270	784	373	6,132	10
2022	9,864	805	387	6,267	12

Year Total 2020 = 16,467

Year of Total 2021 = 16,569

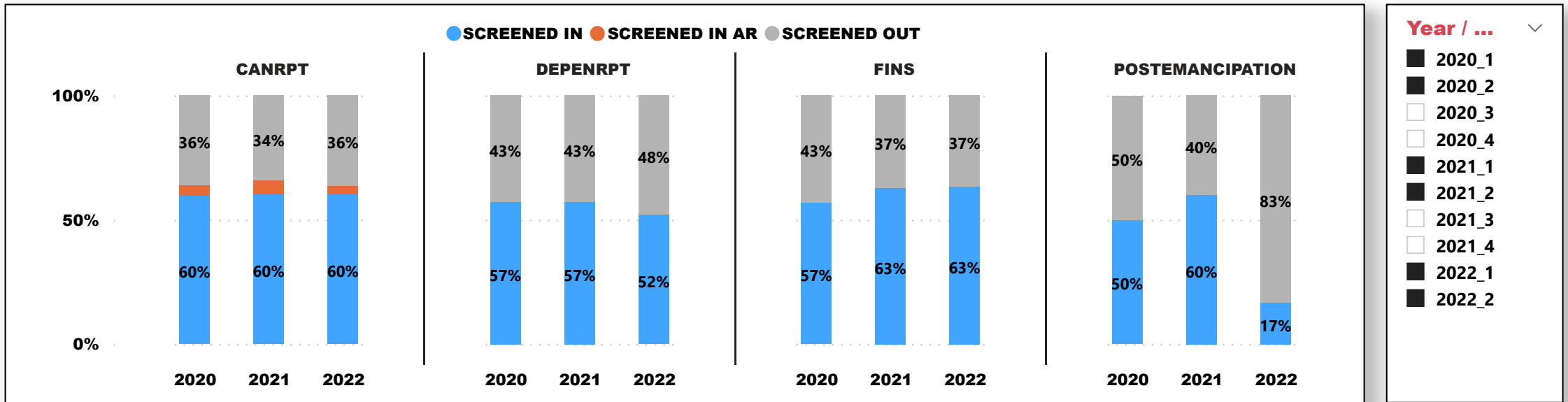
Year of Total 2022 = 17,335

REFERRAL SCREENING DECISIONS

January - June

2020 / 2021 / 2022

Report Date: 7/22/2022



CHILD ABUSE & NEGLECT	2020	2021	2022
SCREENED IN	5,059	5,602	5,953
SCREENED IN AR	346	496	321
SCREENED OUT	3,060	3,172	3,590

DEPENDENCY	2020	2021	2022
SCREENED IN	375	448	420
SCREENED OUT	281	336	385

FINS	2020	2021	2022
SCREENED IN	214	234	245
SCREENED OUT	162	139	142

POST EMANC.	2020	2021	2022
SCREENED IN	6	6	2
SCREENED OUT	6	4	10

***Count of Families With Screened In / Screened In AR Abuse & Neglect Referral**

YEAR	Count
2020	4,592
2021	5,154
2022	5,306

*** Count of Families With Screened In / Screened In AR Dependency Referral**

YEAR	Count
2020	369
2021	435
2022	412

*** Count of Families With Screened In / Screened In AR FINS Referral**

YEAR	Count
2020	211
2021	226
2022	238

*** Count of Families With Screened In / Screened In AR POST EMANCIPATION Referral**

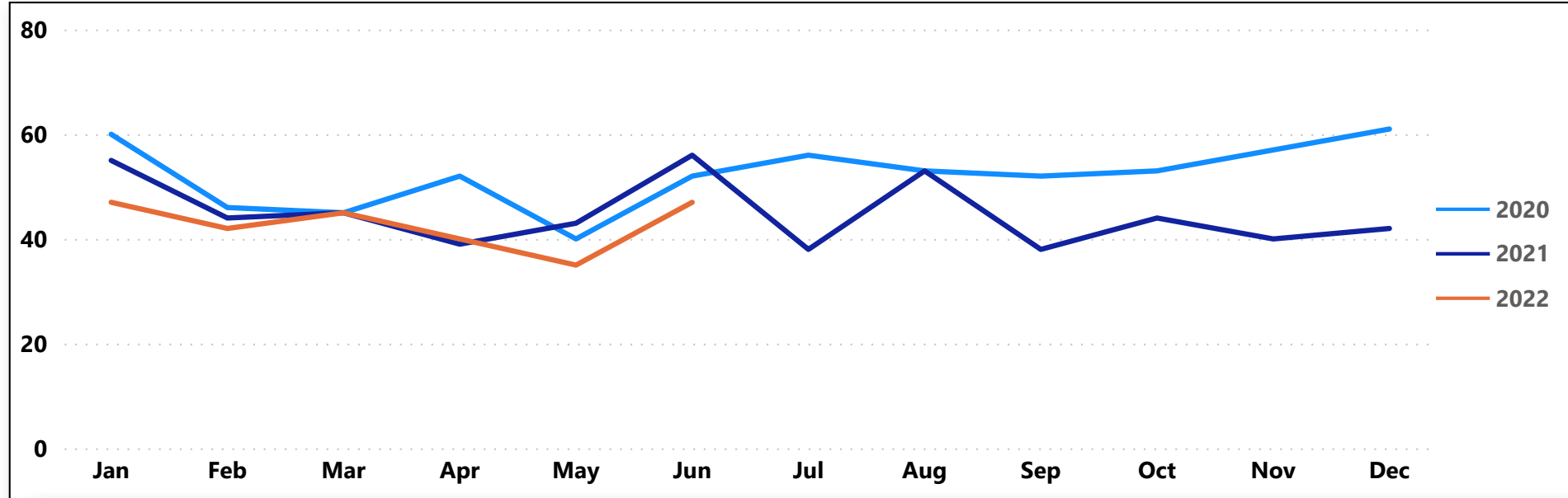
YEAR	Count
2020	5
2021	6
2022	2

* Distinct family counts by referral category / *Percents may not total 100 due to rounding

SCREENED IN / SCREENED IN AR POSITIVE TOX REFERRALS BY MONTH

January - June

Report Date: 7/22/2022



YEAR	Jan	Feb	Mar	Apr	May	Jun	Jul	Aug	Sep	Oct	Nov	Dec
2020	60	46	45	52	40	52	56	53	52	53	57	61
2021	55	44	45	39	43	56	38	53	38	44	40	42
2022	47	42	45	40	35	47						

YEAR TOTAL 2020 = 627

YEAR TOTAL 2021 = 537

YEAR TOTAL 2022 = 256

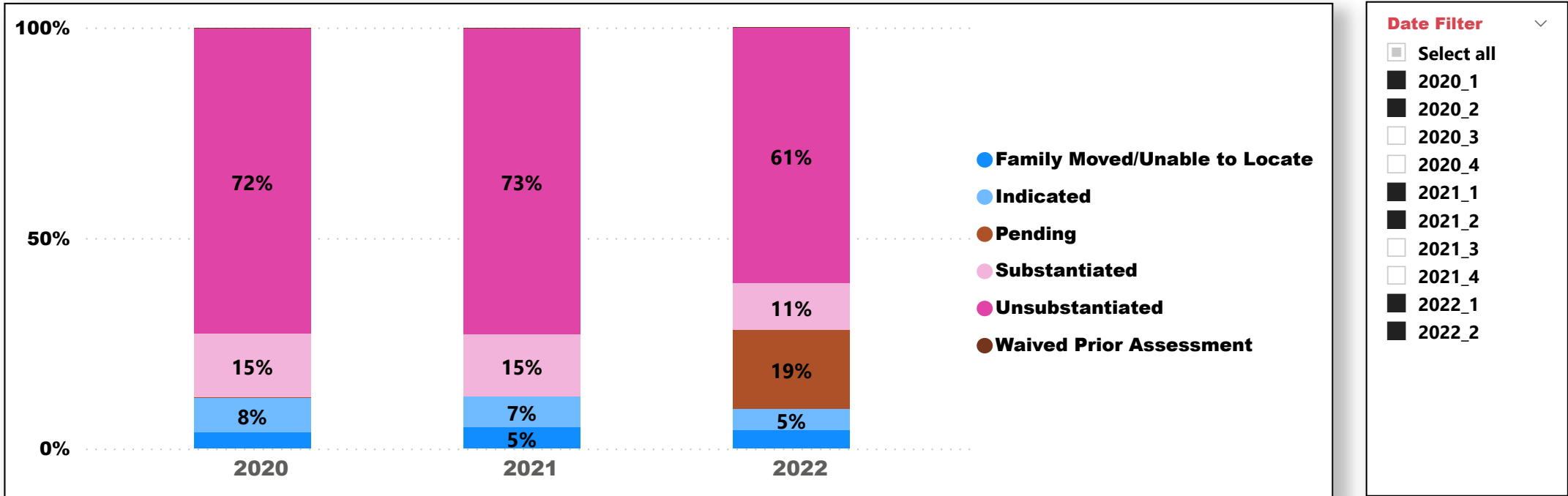
* Previous months data is updated quarterly.

DISPOSED CHILD ABUSE & NEGLECT REFERRALS

Report Date: 7/22/2022

ABUSE NEGLECT REFERRALS RECEIVED January - June

2020 / 2021 / 2022



Date Filter ▾

- Select all
- 2020_1
- 2020_2
- 2020_3
- 2020_4
- 2021_1
- 2021_2
- 2021_3
- 2021_4
- 2022_1
- 2022_2

CASE DISPOSITION	2020	2021	2022
Family Moved/Unable to Locate	200	283	259
Indicated	417	420	311
Pending	1	2	1,115
Substantiated	774	824	667
Unsubstantiated	3,686	4,101	3,622
Waived Prior Assessment	7	8	6

* Children With Substantiated Abuse & Neglect by Allegation Type - Year of 2022

* Distinct count of children by allegation type

PRIMARY ALLEGATION	Count
Sexual Abuse	81
Physical Abuse	686
Neglect	444
Medical Neglect	33
Emotional Maltreatment/Mental Injury	42

Distinct count of families and children

* Families With Substantiated Abuse & Neglect Referral - Year of 2022 = 630

* Count of Children With Substantiated Abuse & Neglect Referrals - Year of 2022 = 977

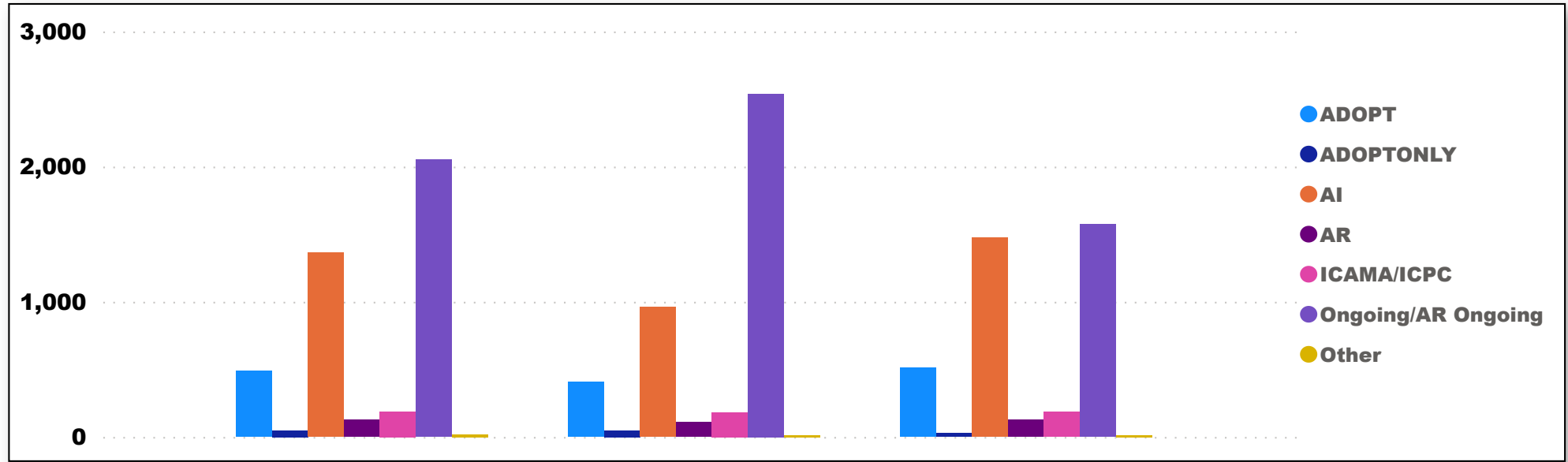
* Previous months data is updated quarterly.

Open Cases

Report Date: 7/22/2022

June 30, 2022

2020 / 2021 / 2022



Case Category	2020	2021	2022
ADOPT	407	487	510
ADOPTONLY	48	48	28
AI	962	1,365	1,473
AR	109	128	126
ICAMA/ICPC	182	187	184
Ongoing/AR Ongoing	2,538	2,052	1,575
Other	7	19	4

Total Open Cases 6/30/2020 = 4,253

Total Open Cases 6/30/2021 = 4,286

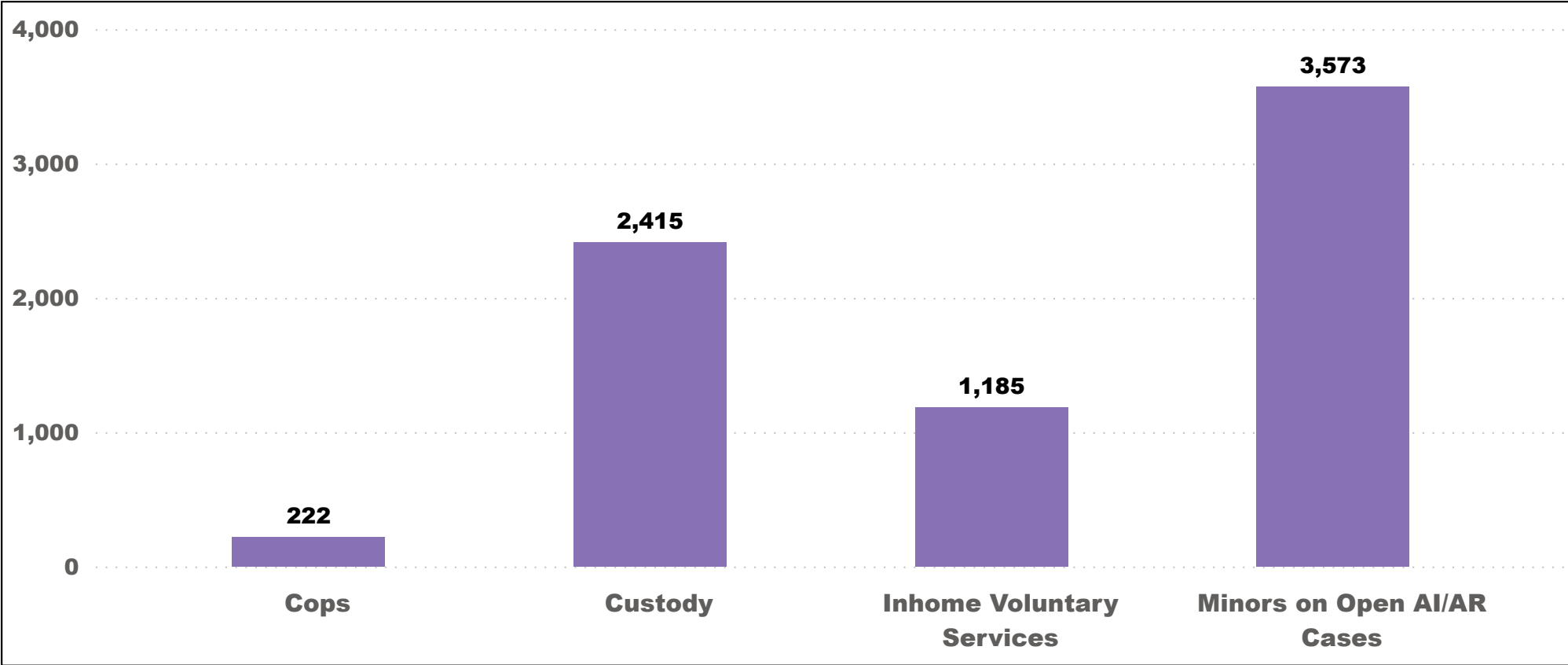
Total Open Cases 6/30/2022 = 3,900

* Other includes: ICAMA (Interstate compact on adoption & medical assistance), ICPC (Interstate compact on placement of children) and emancipated youth

CHILDREN RECEIVING SERVICES ON OPEN CASES

June 30, 2022

Report Date: 7/22/2022

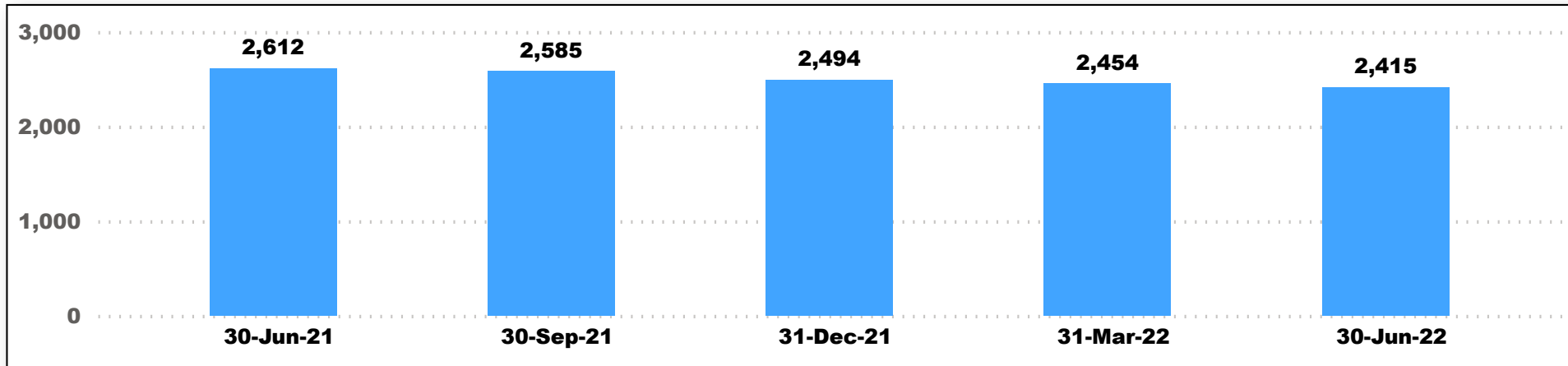


- * COPS = children in court ordered protective supervision
- * Custody = children in out of home care and legal custody of DCFS
- * Minors on open AI/AR cases = child is not in custody or protective supervision. Child is active case participant in open AI/AR case
- * Inhome Voluntary Services = children who are active participants in open cases, are listed on case plan and who are not in court ordered protective supervision and are not in custody of DCFS.

CHILDREN IN OUT-OF-HOME CARE PLACEMENT / CUSTODY TYPES

Report Date 7/22/2022

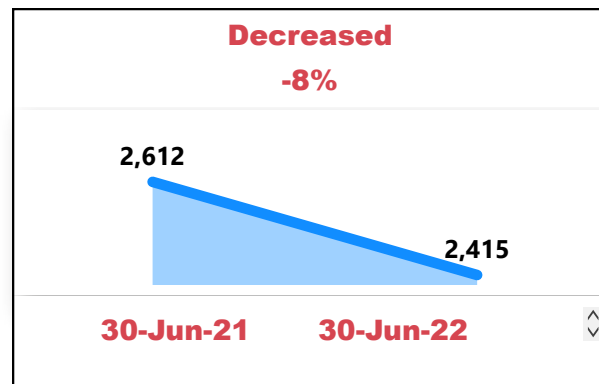
Placement Type	Adoptive Home		Approved Relative / Fictive Kin		CRC		DCFS Foster Home		Group Home		Independent Living		Other		Total	
Date	Count	% of Total	Count	% of Total	Count	% of Total	Count	% of Total	Count	% of Total	Count	% of Total	Count	% of Total	Count	% of Total
30-Jun-21	87	3%	866	33%	158	6%	1,377	53%	57	2%	15	1%	52	2%	2,612	100%
30-Sep-21	99	4%	846	33%	160	6%	1,364	53%	55	2%	17	1%	44	2%	2,585	100%
31-Dec-21	78	3%	812	33%	154	6%	1,332	53%	47	2%	17	1%	54	2%	2,494	100%
31-Mar-22	91	4%	790	32%	150	6%	1,302	53%	49	2%	15	1%	57	2%	2,454	100%
30-Jun-22	105	4%	742	31%	150	6%	1,290	53%	53	2%	14	1%	61	3%	2,415	100%



30-Jun-21

30-Jun-22

Custody Type	Count	% of Total
Other	7	0%
PPLA	102	4%
Emergency Custody	368	14%
Permanent Custody	820	31%
Temporary Custody	1,315	50%
Total	2,612	100%



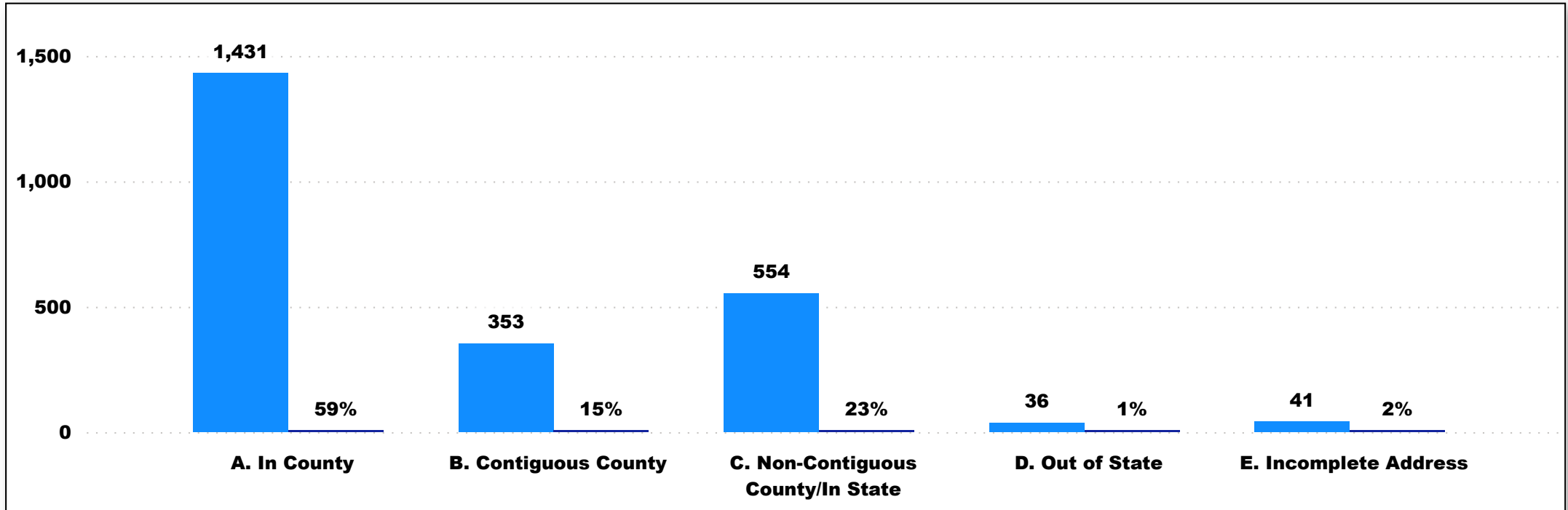
Custody Type	Count	% of Total
Other	2	0%
PPLA	95	4%
Emergency Custody	463	19%
Permanent Custody	867	36%
Temporary Custody	988	41%
Total	2,415	100%

* Percents may not total 100 due to rounding

IN COUNTY , CONTIGUOUS COUNTY, IN STATE, OUT OF STATE PLACEMENTS

Report Date: 7/22/2022

30-Jun-22



OUT OF COUNTY IN OHIO

	Adoptive Home	Approved Relative / Fictive Kin	CRC	DCFS Foster Home	Group Home	Independent Living	Other	Total
	32	117	91	651	12	1	3	907

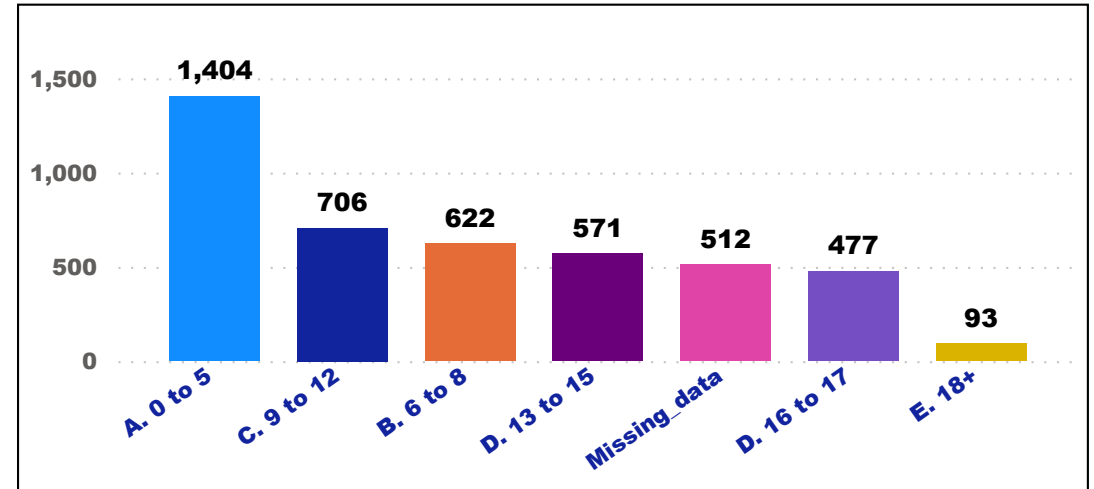
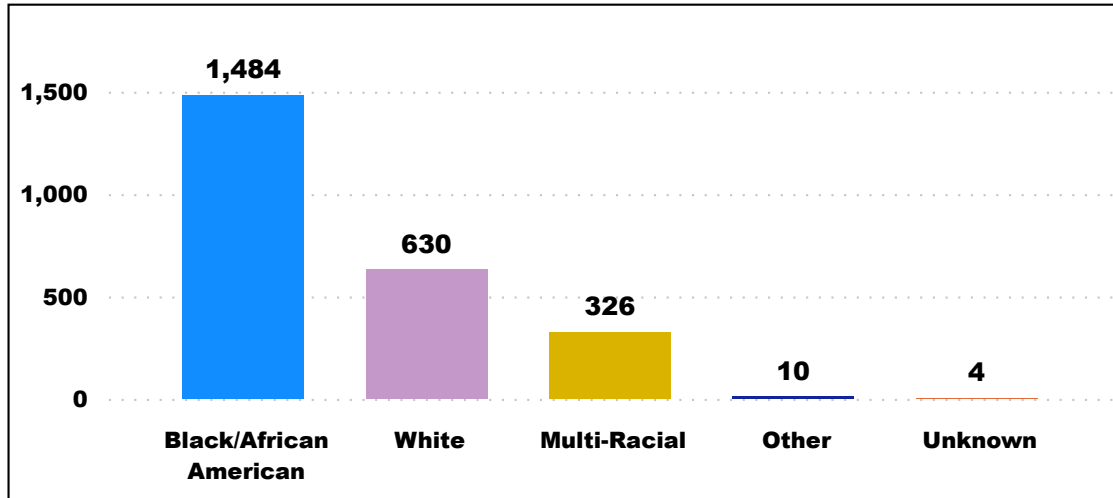
OUT OF STATE

	Adoptive Home	Approved Relative / Fictive Kin	CRC	DCFS Foster Home	Total
	13	5	10	8	36

DEMOGRAPHICS: CHILDREN IN OUT-OF-HOME CARE

30-Jun-22

Report Date: 7/22/2022



Race	Count	% of Total
Black/African American	1,439	60%
Multi-Racial	329	14%
Other	11	0%
Unknown	5	0%
White	631	26%
Total	2,415	100%

30-Jun-22

Gender	Count	% of Total
FEMALE	1,204	49%
MALE	1,250	51%
Total	2,454	100%

Age Category	Count	% of Total
A. 0 to 5	825	34%
B. 6 to 8	350	14%
C. 9 to 12	435	18%
D. 13 to 15	323	13%
D. 16 to 17	256	10%
E. 18+	53	2%
Missing_data	212	9%
Total	2,454	100%

Race	Count	% of Total
Black/African American	1,619	62%
Multi-Racial	297	11%
Other	12	0%
Unknown	4	0%
White	680	26%
Total	2,612	100%

30-Jun-21

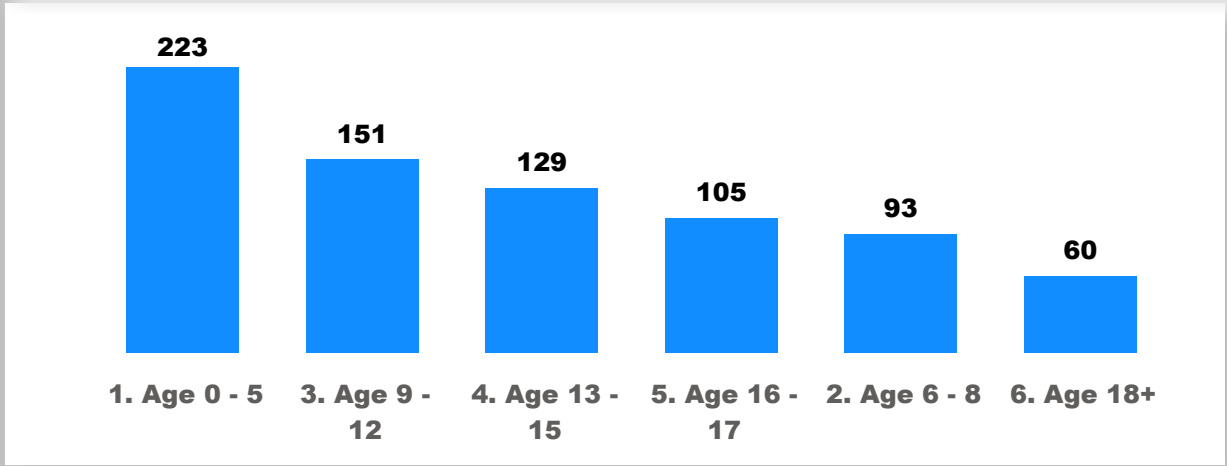
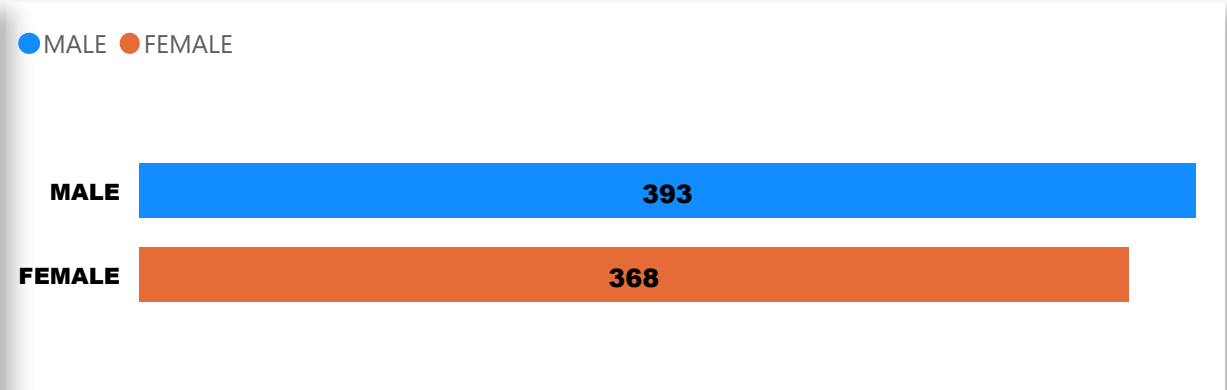
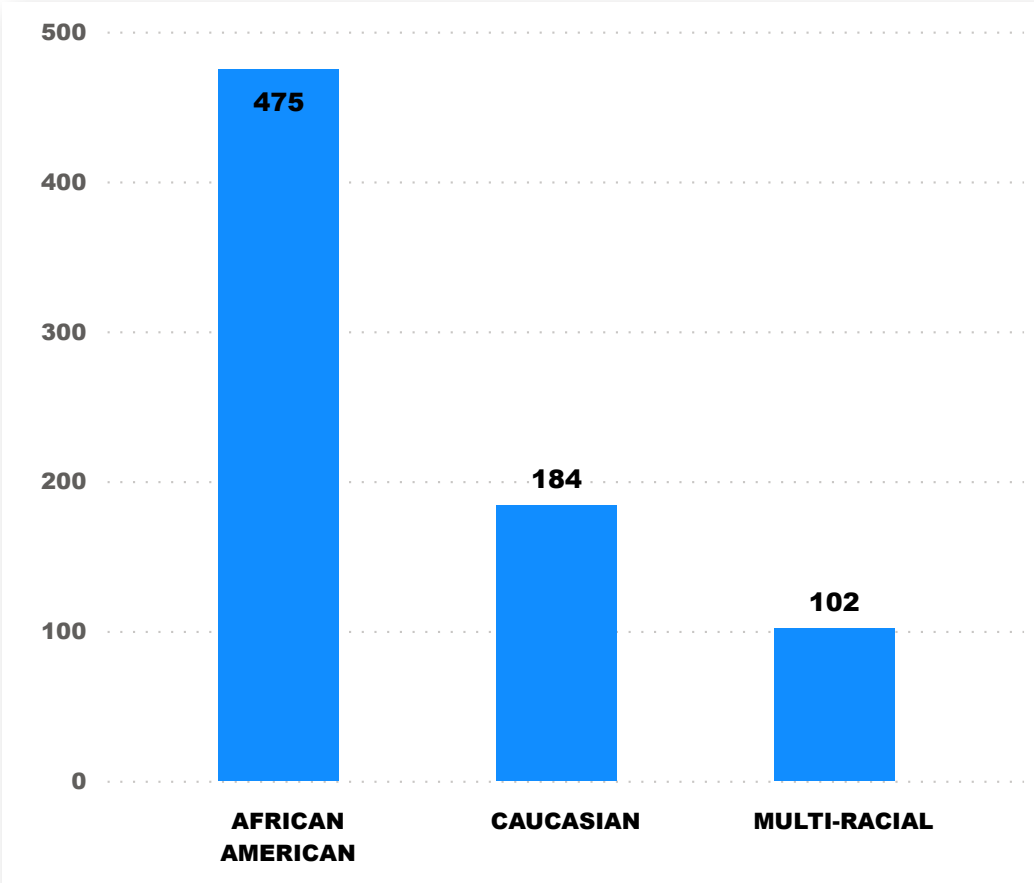
Gender	Count	% of Total
MALE	1,320	51%
FEMALE	1,292	49%
Total	2,612	100%

Age Category	Count	% of Total
A. 0 to 5	919	35%
B. 6 to 8	372	14%
C. 9 to 12	427	16%
D. 13 to 15	339	13%
D. 16 to 17	289	11%
E. 18+	54	2%
Missing_data	212	8%
Total	2,612	100%

CHILDREN WAITING FOR ADOPTION

June 30, 2022

Report Date: 7/22/2022

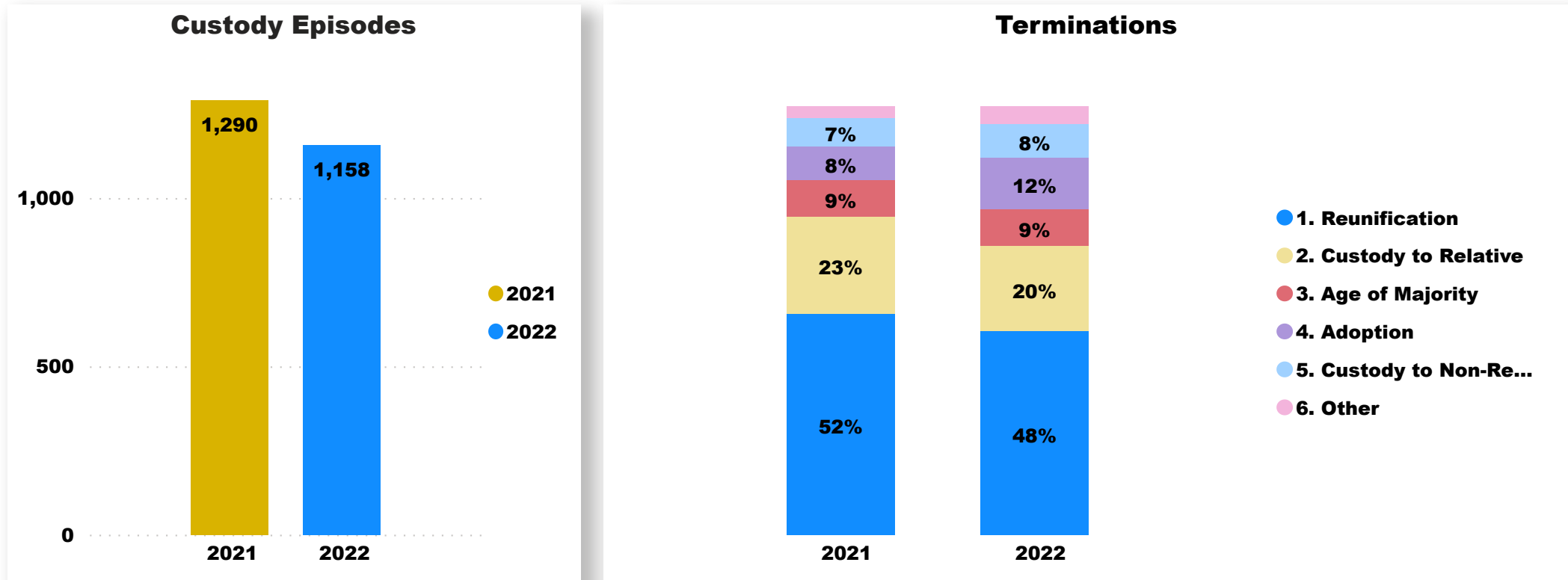


* Count of children in permanent custody status who are not placed in an adoptive home

CUSTODY EPISODES / TERMINATIONS

January - June
2021 / 2022

Report Date: 7/22/2022



Terminations	1. Reunification		2. Custody to Relative		3. Age of Majority		4. Adoption		5. Custody to Non-Removal Parent		6. Other		Total	
	Count	% of Total	Count	% of Total	Count	% of Total	Count	% of Total	Count	% of Total	Count	% of Total	Count	% of Total
2021	916	52%	400	23%	154	9%	138	8%	118	7%	48	3%	1,763	100%
2022	658	48%	276	20%	119	9%	166	12%	110	8%	56	4%	1,379	100%

**TOTAL # of CHILDREN EXITING CUSTODY BY AGE OF MAJORITY
BY FINAL CUSTODY TYPE / AGE AT EPISODE BEGINNING / LENGTH OF STAY**

January - June

Report Date: 7/22/2022

MON_NAME	Permanent Commitment	PPLA	Other	Totalotal # Children Exiting by Emancipation For Month
March	3	4	3	10
January	1	3	5	9
February		5	3	8
April	1	6	1	8
May	3	3	2	8
June	3	2		5
YTD Total	11	23	14	48

* Number of children exiting by age of majority in 2021 = 132

**Age of Children Who Exited by Emancipation
At the Time Custody Episode Began**

Age Group	Count	% of Total
Age 12 or Under	7	15%
Age 13 to 14	8	17%
Age 15 to 16	18	38%
Age 17 or >	15	31%
YTD Total	48	100%

**Number of Custody Months For Children
Exiting By Age of Majority**

Month Group	Count	% of Total
13-24	3	6%
0-12	7	15%
25-36	13	27%
37 or >	25	52%
YTD Total	48	100%