

EBT CARD

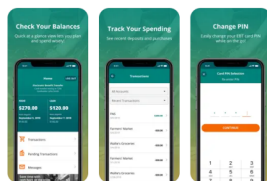



LOCK/UNLOCK HAS ARRIVED!

Ohioans can now secure their Supplemental Nutrition Assistance Program (SNAP) benefits via the ConnectEBT mobile app. This feature allows the cardholder to lock their EBT card when not in use. The cardholder can unlock their card when ready to make a purchase.

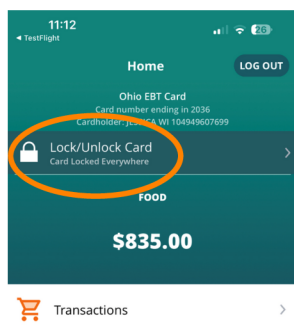
Follow these simple steps to lock your EBT card:

1 Download or open the **ConnectEBT app (*)** on your mobile device.

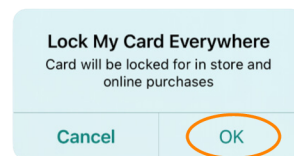


2 Securely log into your account in the app.

3 On the home screen, tap the “Lock/Unlock Card” icon.



4 Select “Lock My Card Everywhere” and click “OK”.



Your card is now locked and your SNAP benefits are protected!

To access or create your ConnectEBT account please visit: connectebt.com or scan the QR code

(*): The ConnectEBT app by Conduent, Inc., is available for free in both the Apple and Android app stores. The ConnectEBT app is the **Ohio Department of Job and Family Services approved source** to access and protect your SNAP EBT benefits.

